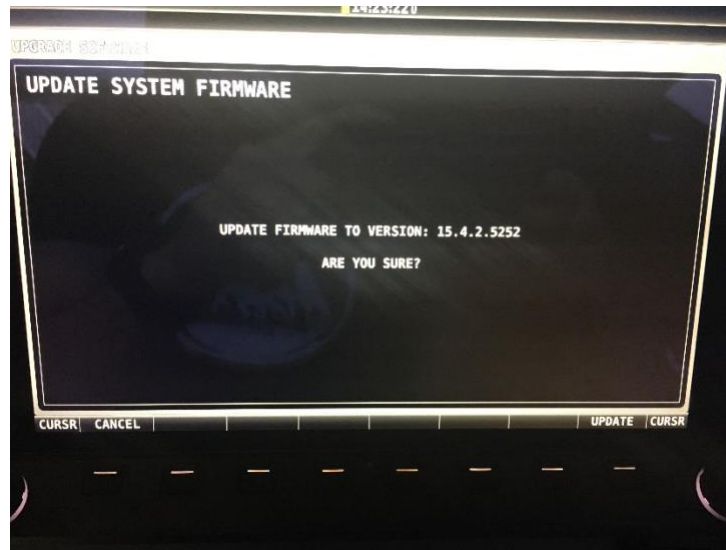




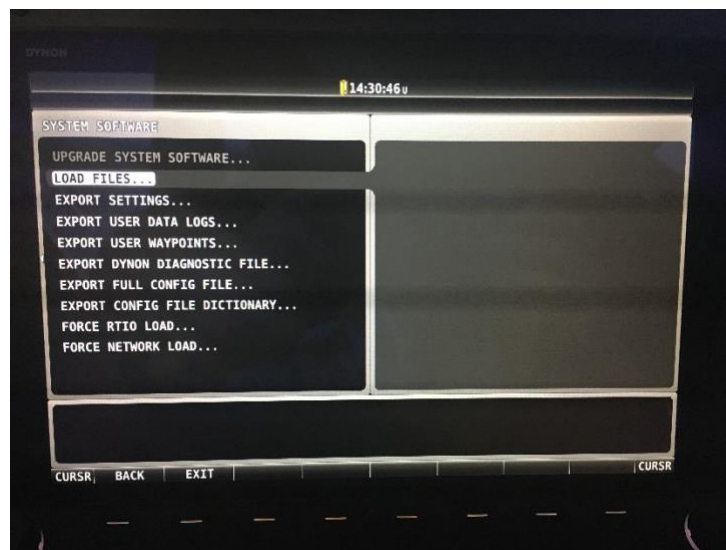
- B. Turn Master, Avionics, and Autopilot switches ON
- C. Enter setup menu on SkyView (Press and Hold buttons 7 & 8)
- D. Select 'SYSTEM SOFTWARE'
- E. Select "UPGRADE SYSTEM SOFTWARE TO 15.4.2.5252"



- F. Select 'UPDATE'

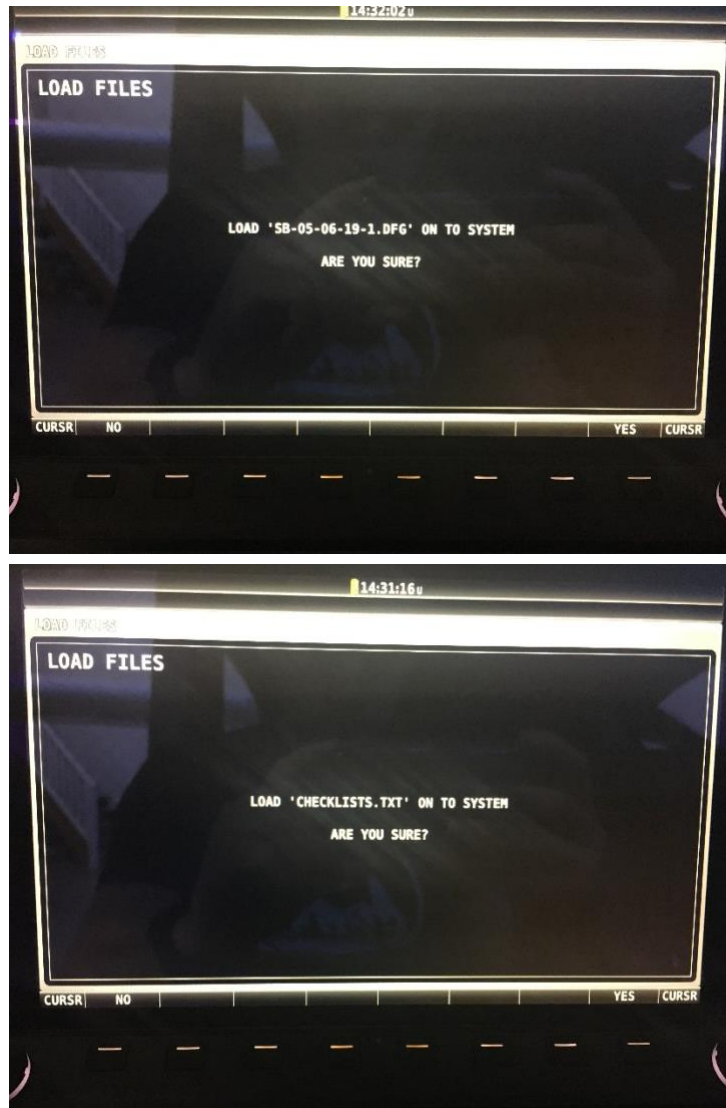


- G. Allow the System to update.
- H. If there is a second display, repeat steps 2.A-G
- I. After the update is complete, return to the System Software page of SkyView setup menu.
- J. Select 'LOAD FILES...'



- K. Load:

SB-05-06-19-1.dfg
checklist.txt



STEP 3: Make logbook entry indicating compliance with SB-05-06-19-1

LABOR REQUIRED:

Approximately 0.25 hours

**MATERIAL INFORMATION**

The part(s) below will be necessary to complete this service bulletin.

P/N	QTY	KEY WORD	INSTRUCTION/DISPOSITION
	1	SkyView Configuration	N/A
	1	USB Flash Drive	